



## 10,000 lb. General Duty Spring Axles

Typical Industries & Applications include:


- Recreational Vehicle Trailers
- Enclosed Trailers
  - Cargo
  - Vehicle
  - Race Vehicle
- Open Utility Trailers
  - Heavy Equipment
  - Dump Trailer
  - Construction
  - Construction Equipment
- Agricultural Equipment
  - Feed & Grain
  - Spreaders
  - Transport



### Mounting and Dimensions

For collecting or calculating hub face and outside of bracket for torsion axle—include axle spacing for tandem configurations.

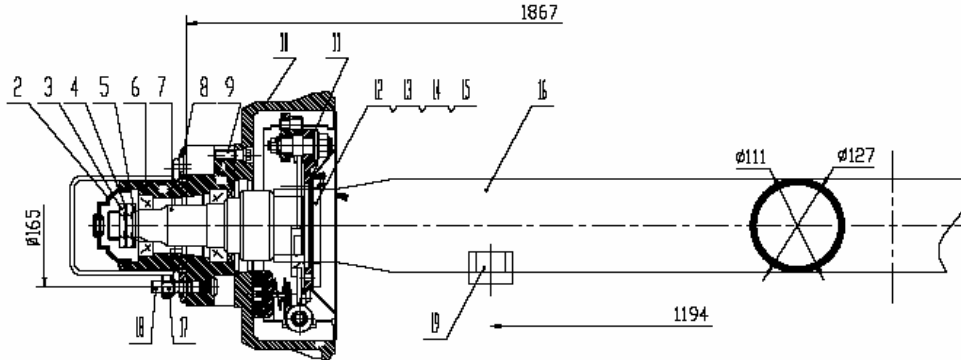
Standard hub face is 73.5" with spring center dimension of 47".



Quality Driven...  
Customer Focused



# 10,000 lb. General Duty Spring Axles



## BILL OF MATERIAL

ITEM NUMBER	AXIS P/N	QTY.	DESCRIPTION
1		2	PROTECTIVE RING, WHEEL HUB COVER
2	770963182136	2	21-36 Lexan Oil Bath Cap for 9/10K Axles
3	786930830000	4	1-1/2" - 12 Spindle Nut for 9/10K Hub/Drum
4	786930820000	2	Tang Washer for 9/10K Hub/Drum
5	786930810000	2	Spindle Washer for 9/10K Hub/Drum
6	770450001000	2	10K Hub, Cupped & Studded, 5/8"-18 Stud
7	791212417500	2	Spindle, 10K General Duty Round
8	750730008160	2	Clamp Ring for 9/10K GD Axles
9	770450003000	16	1/2"-13 x 1.5" Flanged Drum Mounting Screw
10	770450002000	2	10K General Duty Brake Drum
11	770512601000	1	12-1/4" x 3-3/8" Left Hand Electric Brake for 9/10K GD Axles, Self-Adjusting
12	787813941000	2	10K Brake Flange 7-Hole
13	750734100000	14	7/16"-20 x 1.5" HCS G5 Bolt, Zinc- Brake Mounting Bolt for 10K GD Axles
14	750721807200	14	7/16"-20 FH G2 Nut, Zinc 7", 10" & 10K Brake Mounting Nut
15	750734300000	14	7/16" Loc Washer, Zinc for Mounting 10K Brakes
16	NA	1	5" Tube for 10K GD Axle
17	750730008150	16	5/8" Cone Wheel Nut for 9/10K GD Axle
18	770413901000	16	5/8" Press-in Stud for 9/10K Drum
19	787812390308	2	Spring Seat 10K 5" #90308
20	770512602000	1	12-1/4" x 3-3/8" Right Hand Electric Brake for 9/10K GD Axles, Self-Adjusting

↳ Contact Axis Product Service and Sales Department to Order

**Quality Driven...**  
**Customer Focused**

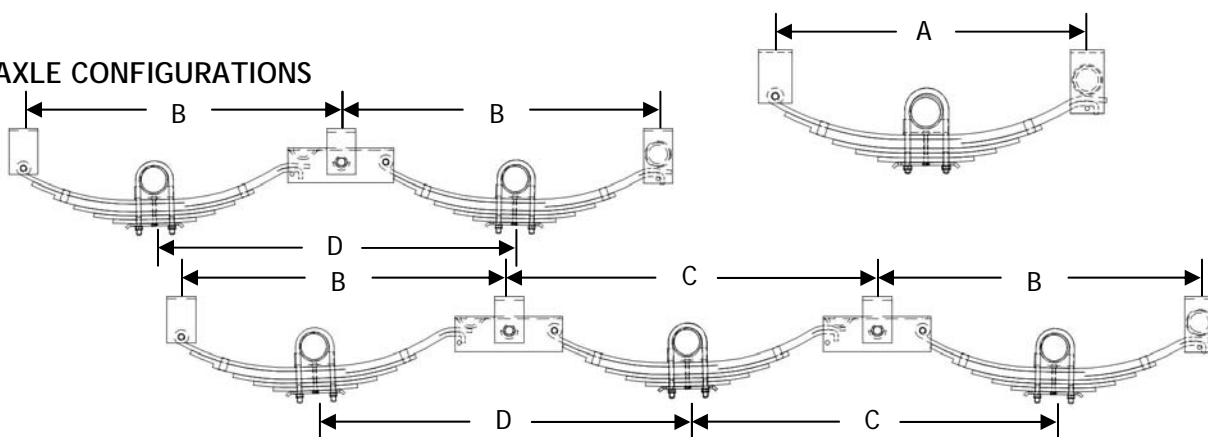


# 10,000 lb. General Duty Spring Axles

## 10,000 LB. GENERAL DUTY FEATURES

HIGH STRENGTH 5" TUBING
EQUIPPED WITH TWO PIECE CAST IRON HUBS AND DRUMS WITH AN 8 ON 6.5" BOLT CIRCLE
OIL BATH LUBRICATION WITH HIGH QUALITY BEARING AND SEAL
HIGH QUALITY SELF ADJUSTING ELECTRIC 12-1/4" X 3-3/8" BRAKES
5 LEAF DOMESTIC SLIPPER SPRING

## SLIPPER SPRING AXLE CONFIGURATIONS



## Dimensional Chart

	42.25" Axle Center			48.50" Axle Center			
	A	B	C	D	B	C	D
	27.44"	35.12"	34.56"	42.25"	38.25"	37.69"	48.50"

## HANGER KITS

CONFIGURATION	AXIS P/N	INDUSTRY P/N	SPACING (TYPICAL)	DESCRIPTION (CONTENTS)
SINGLE KITS	DHAP15800	HAP-158-00	27.44" Hole Center to Hole Center	Single Axle Hanging Kit for 10K GD Axles—2 Front Hangers, 2 Rear Hanger, 2 Spring Eye-Bolts, 2 Lock Nuts
TANDEM KITS	* DHAP25802	HAP-258-02	Axle Center 42.25" Front & Rear 35.12"	Multi-Conversion Kit 42.25" Spacing 4 Lock Nuts, 2 Spring Eye Bolts, 2 Equalizer Bolts, 1 Left Hand Equalizer, 1 Right Hand Equalizer, 2 Center Hangers
TRIPLE KITS	** DHAP25803	HAP-258-03	Axle Centers 48.50" Front & Rear 38.25"	Multi-Conversion Kit 48.50" Spacing 4 Lock Nuts, 2 Spring Eye Bolts, 2 Equalizer Bolts, 1 Left Hand Equalizer, 1 Right Hand Equalizer, 2 Center Hangers

\* - For Tandem Axle Assemblies with 42.25" Spacing use (1) DHAP15800 and (1)DHAP25802  
 \* - For Triple Axle Assemblies with 42.25" Spacing use (1) DHAP15800 and (2)DHAP25802

\*\* - For Tandem Axle Assemblies with 48.50" Spacing use (1) DHAP15800 and (1)DHAP25803  
 \*\* - For Triple Axle Assemblies with 48.50" Spacing use (1) DHAP15800 and (2)DHAP25803

↳ Contact Axis Product Service and Sales Department to Order

**Quality Driven...  
Customer Focused**



# 10,000 lb. General Duty Spring Axles

## WHEEL & TIRE ASSEMBLIES

### **BRAKE TESTING—**

The axle tested achieved a stop distance less than 40 feet at full load of 10,000 lbs.. The testing was performed per FMCRS Part 392.52 Standards at 20 MPH and did not exceed 230 degrees. Axis Products stopping distance out performed the industry leader by an average of 2 feet.

### **ULTIMATE BEND LOAD TEST—**

The axle tested achieved an ultimate bending load of 60,470 lbs. at a displacement of 2.42 inches (at the spring seats). The axle did not fracture, rather it yielded to the point where it would not sustain the ultimate load and significant permanent set was incurred by the axle.

### **BENDING FATIGUE TEST—**

The axle tested completed 500,000 cycles of 0.1 to 2.0 G bending testing with no issues reported.



**Quality Driven...  
Customer Focused**